



# The Virgin Islands Community: Demographics

## US Virgin Islands child population, 2007

- Total population (adults and children): estimated at 114,744 (up from 113,689 in 2006)
- Child population (birth up to age eighteen): 24% of the total population, or 27,903 children (883 fewer than in 2006)
- **What's the 2007 national child/adult percentage rate?** 25% (unchanged from 2006)

## By location

- **St. Croix:** 53% of VI children (14,785 children, or 26% of St. Croix's total population)
- **St. Thomas:** 45% of VI children (12,489 children, or 23% of St. Thomas' population)
- **St. John:** 2% of VI children (629 children, or 14% of St. John's population)
- Portions were almost the same among the three major islands in 2007 as in 2006.

## By race

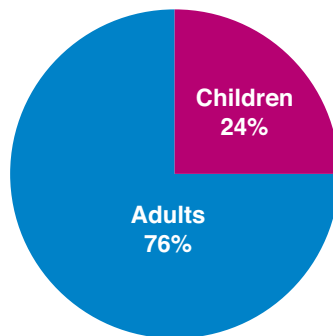
- Black children: 81% of VI children (down slightly from 82% in 2006)
- White children: 4% of VI children (up slightly from 3.6% in 2006)
- Other-race children: 16% of VI children (up from 14.3% in 2006)

## By gender.\*

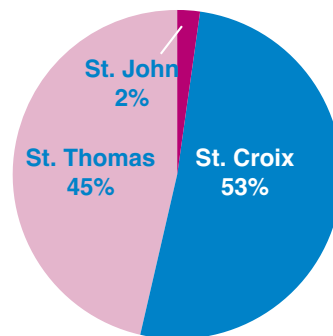
- Females: 47%
- Males: 53%

\* This "gender" demographic measures a slightly larger population – VI children and youth age birth to 20 (representing 14,281 females and 16,317 males, i.e. a total "child" population of 30,598).

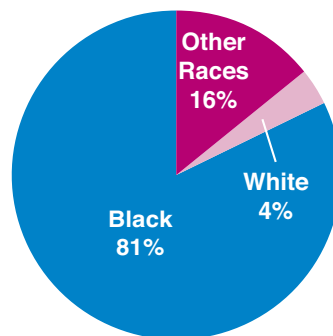
By Overall USVI Population, 2007



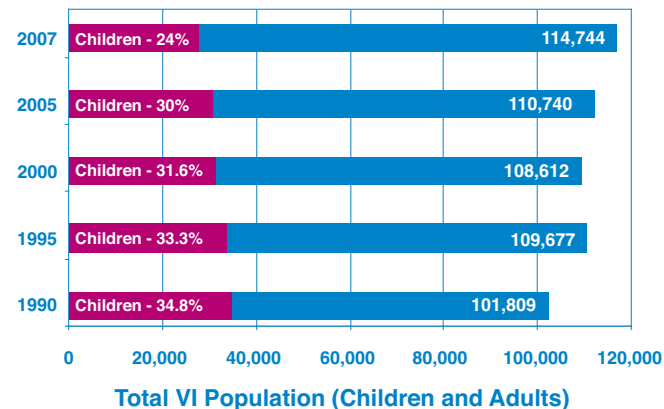
VI Children By Location, 2007



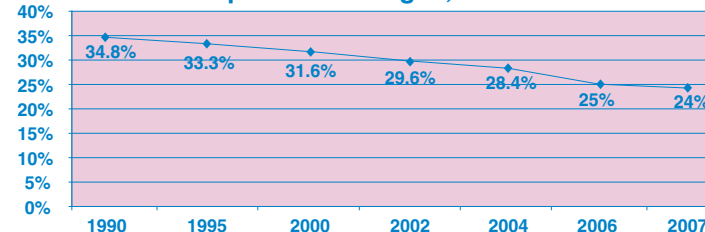
VI Children By Race, 2007



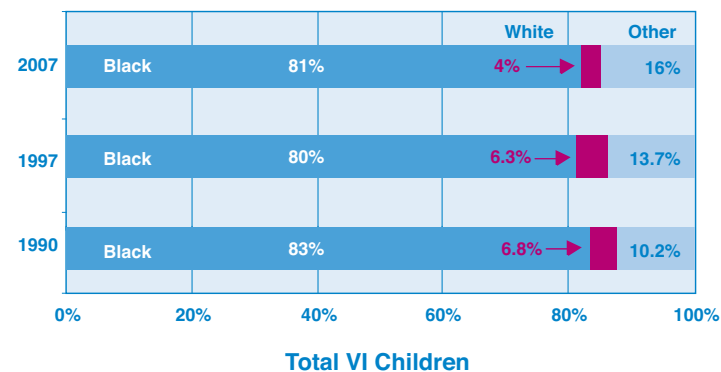
How has the Portion of Children in VI Population Changed, 1990-2007?



How has the Percentage of Children in VI Population Changed, 1990-2007?



How has VI Children's Racial Mix Changed, 1990-2007?



## Children in Families

### *Why does family-composition matter?*

- Children's well-being is significantly tied to family structure, and their parents' marital state. Decades of research have found that children do best when raised by their biological mother and father in a low-conflict marriage. Even after controlling for family socioeconomic status, race/ethnicity, and other background characteristics, studies show that children in never-married, single-parent, or divorced families (even co-habiting relationships or stepfamilies) face higher risks of poor outcomes than children in stable married families headed by two biological parents.<sup>1</sup>
- While many children in single-parent families grow up without extraordinary problems, children of single mothers are generally more likely to:
  - be poor (5x more likely)<sup>2</sup>
  - have multiple living arrangements in childhood
  - have negative relationships with their biological parent
  - receive lower levels of parental supervision
  - have lower educational attainment, and lower employment prospects
  - become a teen or unmarried-parent<sup>3</sup>

<sup>1</sup> Moore, K., Jekielek, S. and Emig, C., (2002). Marriage From a Child's Perspective: How Does Family Structure Affect Children, and What Can We Do About It? Washington DC: Child Trends.

<sup>2</sup> U.S. Department of Health and Human Services (1999). Trends in the Well-Being of America's Children and Youth. Washington, DC: Office of the Assistant Secretary for Planning and Evaluation, U.S. Department of Health and Human Services.

<sup>3</sup> Amato, P. R., & Booth, A. (1997). A Generation at Risk: Growing Up in an Era of Family Upheaval. Cambridge, MA: Harvard University Press.

*Definition: **Children in single-parent families** is the percentage of children age 0-18 who live with their own family headed by a parent without a spouse present at the home.*

*Definition: **Own children** are children related to the householder by birth, adoption or marriage.*



## Children in Families, cont.

### What's the situation in the US Virgin Islands?

#### Children living with two married parents.

- One-third of the child population (33.2% of all VI children, or 9,264 children) lived with two married parents (down 2 percentage points from 35.5% in 2006). The number of married-couple families fell in 2007 (880 fewer than in 2006).
- **The national rate:** 68% of US children lived with both parents -- more than twice the VI rate.
- **St. Croix:** 34% (5,052 children) lived in married couple families (down from 40% in '06).
- **St. Thomas/St. John:** 32% of children lived in married couple families (up slightly from 30% in 2006).

#### Children with one parent.

- Overall, 55.8% of all VI children (15,578 children) lived in single parent families.<sup>4</sup>
- **The national rate:** 32%. (Nationally, 25% of children live with a single mother, 7% with a single father).
- 14% of all VI children lived in families headed by single fathers.<sup>4</sup>
- 41.8% of all VI children (11,673 children) lived in families headed by single mothers (up slightly from 40.5% in 2006).
- **St. Croix:** 42% of children (6,196 children) lived with a single mother; 13% (1,915 children) with a single father.
- **St. Thomas/St. John:** 42% of children (5,477 children) lived with a single mother; 15% (1,990 children) with a single father.
- Single-mother families made up 46% of all VI families with children (unchanged from 2006).
- **The national rate:** only 18.7% of all US families with children are single-mother families.<sup>5</sup>

#### Children with a non parent.

- 10.3% of VI children (2,900 children) lived with neither parent (down from 18% in 2006).
- **St. Croix:** 10.3% of children (1,516 children) lived with neither parent.
- **St. Thomas/St. John:** 10.6% of children (1,385 children) lived with neither parent.

#### ...with a grandparent or relative.

- 7.2% of VI children age 0-17 lived with a grandparent, with no parent present. In all, 14% lived in a household headed by a grandparent, with a parent present.
- **The national rate:** 5%.
- 2.3% of VI children lived with relatives other than a grandparent or parent (4.4% in 2006).
- **St. Croix:** 7.4% (or 1,090 children) lived with a grandparent, and 2.7% (399 children) lived with other relatives
- **St. Thomas/St. John:** 7.1% (928 children) lived with grandparents and 1.9% (251 children) lived with other relatives.

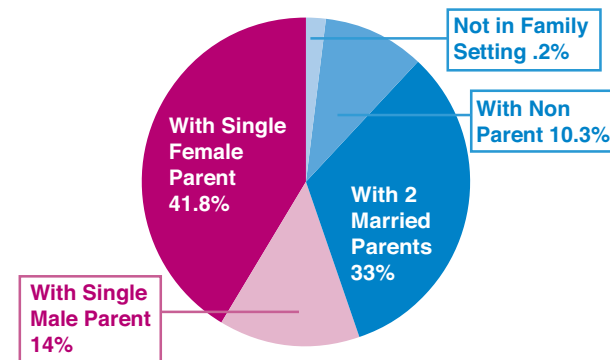
#### ...with a non-relative.

- 232 VI children (0.8%) lived with non-relatives in 2007 (up from 0.4% in 2006).
- **St. Croix:** 27 children (0.2%)
- **St. Thomas/St. John:** 206 children (1.6%)

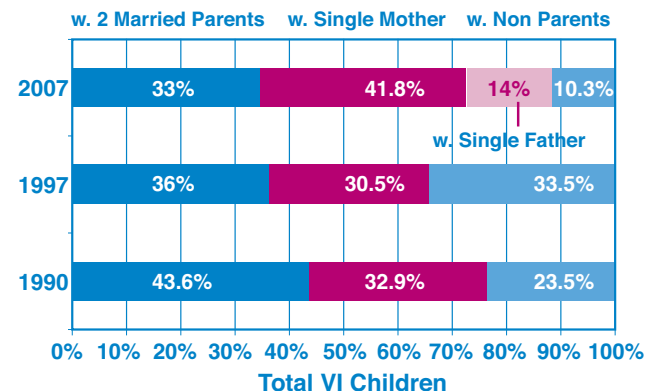
#### Children in other settings.

- 161 children under age 18 (0.2%) were the householder or spouse in their own households, 106 living in St. Croix and 55 in St. Thomas/St. John.

### What are VI Children's Family Structures, 2007?



### How Have VI Children's Family Structures Changed, 1990-2007?



### How Do VI Children's Family Structures Compare to the US, 2007?

	in VI	in US
% of single mother families	46%	18.7%
% of children living with 2 married parents	33%	68%
% of children living with single parents	55.8%	32%

<sup>4</sup> Newly-detailed data in the 2007 VI Community Survey allows KIDS COUNT to identify "single-parent families" as families headed either by a single mother or a single father. Previous data on VI single-parent families only reported single-mother families.  
<sup>5</sup> 2007 American Community Survey, Table S1101: Households and Families

## Children in Families, cont.

During 2007:	USVI		St Croix		St Thomas - St John	
	number of VI children	% of VI children	number of STX children	% of STX children	number of STT-STJ children	% of STT-STJ children
<b>VI Children (birth up to age 18)</b>	27,903	24.3%	14,785	26.3%	13,118	22.4%
<b>VI Children living with Householder</b>	27,742	99.4%	14,678	99.3%	13,063	99.6%
Children w/parents	22,767	81.6%	12,125	82.0%	10,641	81.1%
Children w/grandparents	3,907	14.0%	2,021	13.7%	1,886	14.4%
Children w/relatives	836	3.0%	505	3.4%	331	2.5%
Children w/non-relatives	232	0.8%	27	0.2%	206	1.6%
<b>Total Children in Families</b>	27,742	99.4%	14,678	99.3%	13,064	99.6%
Children as householder or spouse	161	0.6%	106	0.7%	55	0.4%
<b>Total Children</b>	27,903	100.0%	14,784	100.0%	13,119	100.0%
<b>VI Children living with and without Parents</b>						
Children in married couple family	9,264	33.2%	5,052	34.2%	4,212	32.1%
Children w/female parent only	11,673	41.8%	6,196	41.9%	5,477	41.8%
Children w/male parent only	3,905	14.0%	1,915	13.0%	1,990	15.2%
Children w/grandparents (no parents)	2,018	7.2%	1,090	7.4%	928	7.1%
Children w/relative (no parents)	650	2.3%	399	2.7%	251	1.9%
Children w/non-relative (no parents)	232	0.8%	27	0.2%	206	1.6%
<b>Total Children in Families</b>	27,742	99.4%	14,678	99.3%	13,064	99.6%
Children as householder or spouse	161	0.6%	106	0.7%	55	0.4%
<b>Total Children</b>	27,903	100.0%	14,785	100.0%	13,119	100.0%

## Children in single-parent families – how do we compare?

US rate of children in single-parent families	Rate of best-ranked state, #1: UT	Rate of worst-ranked state, #50: MS	Rate of Puerto Rico (rank #51)	Rate of USVI (rank #52)	What does the VI rate mean?	VI rate last year (2006)	Did the VI improve from last year?	To improve by 10%
32%	18%	44%	49%	55.8%	15,578 children, out of a population of 27,903 children age 0-18, live in a single-parent family	NA <sup>4</sup>	NA <sup>4</sup>	1557 fewer children in single-parent families

NA: Not available. See footnote #4, previous page.