

## Low Birthweight Babies

### What's the situation in the US Virgin Islands?

- While low birthweight continues to be a concern in the VI, the percentage of low birthweight babies born this year fell to a rate (8.7%) comparable to the national rate (8.2%).<sup>1</sup>

- Of 1,844 live births in 2008, 8.7% (160 babies) were low birthweight (down from 11.6% or 205 babies in '07). Of all babies born at low birthweight, 26 babies (1.4% of all live births) were of very low birthweight (less than 1,500 grams, ie. 3 pounds, 4 ounces).
- **St. Croix:** 7.2%, or 59 babies (18 less than in '07) out of 825 live births. Of these, 14 babies were of very low birthweight.

- **St. Thomas/St. John:** 9.9%, or 101 babies (27 less than in '07) out of 1,019 live births. Of these, 12 babies were of very low birthweight.

### What's the low birthweight rate in the nation?

- 8.2%<sup>1</sup>

*Definition: **Low birthweight** is the portion of live infants born weighing less than 2500 grams (5.5 pounds), compared to the total number of live births.*

***Very low birthweight** is the portion of live infants born weighing less than 1,500 grams (3.3 pounds).*

<sup>1</sup>National rate cited is for 2007.

### VI low birthweight babies (Percent)

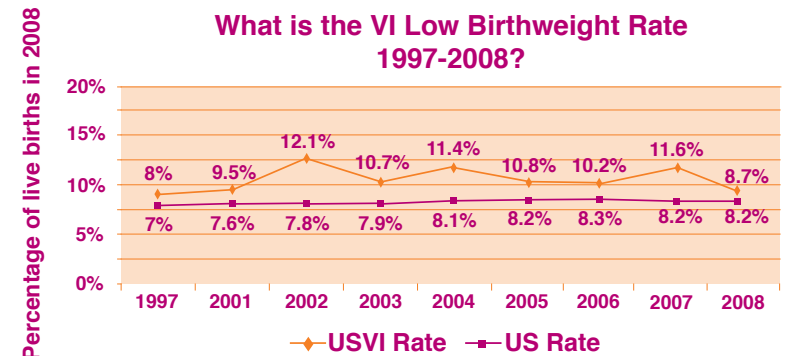
2000	2001	2002	2003	2004	2005	2006	2007	2008
9.0%	9.5%	12.1%	10.7%	11.4%	10.8%	10.2%	11.6%	8.7%

Data Source: Virgin Islands Department of Health

Find this chart, and additional year-by-year data charts for VI Low Birthweight topics at the Kids Count Data Center website [datacenter.kidscount.org](http://datacenter.kidscount.org):

- Preterm births (number, percent)
- Very low birthweight babies (number, percent)
- Births to women receiving late or no prenatal care (number, percent)
- Births to mothers who smoked during pregnancy (number, percent)

**160** babies born at low birthweight



## Infant Mortality

### What's the situation in the US Virgin Islands?

- In 2008, 8 infant deaths occurred (4 less than in '07) out of 1,844 live births.
- The VI infant mortality rate is 4.3 deaths per thousand live births.
- The VI infant mortality rate for 2008 dropped lower (ie. better) than the national rate.

*Note: While the VI small sample size reduces the likelihood of seeing a trend, it is worth noting that since 1997 the VI infant mortality rate has remained low, compared to the national rate.*

### What's the infant mortality rate in the nation?

- 6.7 infant deaths per 1000 live births.<sup>1</sup>

### By island.

- **St Croix:** 6.1 infant deaths per 1000 live births (5 deaths occurred).
- **St Thomas/St. John:** 2.9 infant deaths per 1000 live births (3 deaths occurred).

*Note: VI rates must be interpreted with caution because small fluctuations in absolute numbers can have large effects on the calculated rates.*

*Definition: Infant mortality is the number of deaths occurring to infants under one year old, per 1,000 live births*

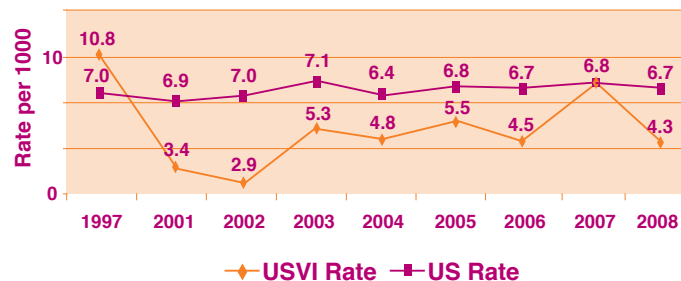
<sup>1</sup>National rate cited is for 2007.



# 4.3

is better than  
the US rate

What is the VI Infant Mortality Rate 1997-2008?



## Child Maltreatment

### What's the situation in the US Virgin Islands?

- In 2008, 308 children were reported by the VI Department of Human Services, referred for physical abuse, sexual abuse, and neglect (down from 380 children in 2007).\*
- The 2008 VI rate of child maltreatment is 11.4 per thousand children age birth through seventeen (down from 13.6 in 2007).\*\*
- Numbers of reported cases dropped to 204 child cases in St. Croix (from 229 in 2007), for a rate of 13.8/1,000, and to 104 cases in St. Thomas/St. John (from 151), for a rate of 8.3/1,000.

### What is the child maltreatment rate in the nation?

The US rate is 10.3 per 1,000 children.

### Residential Care.

- 96 children (same number as in 2008) are currently placed by the VI Department of Human Services into on- and off-island Residential Care facilities: 28 in off-island facilities and 68 in on-island facilities.

### Foster Care.

- 108 children were placed temporarily into foster care (101 in 2007), due to abuse and/or neglect. These children were characterized as coming from homes reported for domestic violence and substance abuse. Most school-age children also evidenced need for remedial schooling.
- 80% of children placed in foster care came from single-parent families. 65% were from low-income families.
- **St. Croix:** 47 children
- **St. Thomas St. John:** 61 children
- Nearly one fifth (19%) of children placed in foster care were under age 5; half (50%) were age 5-12, and 30% were age 13 or older.
- Boys were 49% of all placements; girls were 51%.

### VI child abuse and neglect (Rate per 1,000 children)

2000	2001	2002	2003	2004	2005	2006	2007	2008
11	8	7	7	10	9	12	14	11

Data Source: V.I. Department of Human Services, Protective Service Statistics

Find this chart, and additional year-by-year data charts for VI Child Maltreatment at the Kids Count Data Center website [datacenter.kidscount.org](http://datacenter.kidscount.org):

- Child abuse and neglect (number)
- Child maltreatment by type (number; rate)
- Foster care placement (number; rate)

\* Child abuse and neglect cases are routinely under-reported in the USVI, as across the nation, as acknowledged by members of territorial not-for-profit and government agencies working in that field. The number of maltreated children, therefore, is likely higher than documented, and the negative impact on the community is likely greater than the figures can show.

\*\* The VI Department of Human Services takes referrals for child abuse and neglect through age seventeen. The child population age 0-17 in 2008 was 27,006 children.

*Definition: **Child abuse and neglect** numbers reflect children age birth up to eighteen years old reported to the VI Department of Human Services as victims of physical or sexual child abuse or neglect, per 1,000 children. These numbers do not include children who are in foster care, who may have been placed due to abuse or neglect.*

*Definition: **Foster care** numbers reflect children removed under the authority of the VI Department of Human Services from the custody of a parent or caregiver due to abuse or neglect, and placed temporarily with a family who will provide care.*

**308** children reported for abuse or neglect

## Child Deaths

### What's the situation in the US Virgin Islands?

The VI child death rate dropped sharply this year to 19.2 per 100,000 children (from 50.7/100,000 last year). It is now on par with the national rate.

- 20,824 children age 1-14 lived in the territory in 2008, (883 fewer children than in 2007).
- 4 children died in 2008 (7 fewer than in 2007, or a 64% decrease)
- **St. Croix:** 1 child death (in a child population of 11,194... a rate of 9/100,000 )
- **St. Thomas/St. John:** 3 child deaths (in a child population of 9,630... a rate of 31/100,000)
- Despite fewer children age 1-14 than last year, the sharply improved child death rate is due to seven fewer child deaths in 2008.

*Note: Small absolute numbers of VI child deaths (4 in 2008, as opposed to 11 in 2007) lead to large variations in rates that are population based.*

### What's the child death rate in the nation?

- 9 per 100,000 children.<sup>1</sup>

*Definition: **Child deaths** is the number of deaths to children age 1 to 14, per 100,000 children. Deaths from all causes, including illness and injury are included in this figure.*

<sup>1</sup>National rate cited is for 2007.

**4** | child deaths  
age 1-14



### VI child deaths (Rate per 1,000 children ages 1-14)

2000	2001	2002	2003	2004	2005	2006	2007	2008
15.0	37.5	8.1	11.5	24.7	24.8	30.8	50.7	19.2

Data Source: Virgin Islands Department of Health

Find this chart, and additional year-by-year data charts for VI Child Death topics at the Kids Count Data Center website [datacenter.kidscount.org](http://datacenter.kidscount.org)

## Juvenile Crime Arrests

### What's the situation in the US Virgin Islands?

#### Juvenile violent crime.

- The territory's youth population age 10-17 numbered 14,264 in 2008.
- The VI juvenile crime arrest rate climbed to 743 per 100,000 youth this age (from 539/100,000 in 2007).

- Arrests for juvenile violent crime (homicide, rape, robbery, aggravated assault)\* rose 34% in 2008\*\* to 106 arrests (up from 79 in 2007).
- **St. Croix:** 59 arrests (up from 34 in 2007) represented a 729/100,000 juvenile violent crime arrest rate. One arrest was for murder, 5 for rape, 11 for robbery and 42 for aggravated assault.
- **St. Thomas/St. John:** 47 arrests (up from 45 in 2007) represented a 762/100,000 rate. Three arrests were for rape, 20 for robbery, and 24 for aggravated assault (none for murder).

### What's the juvenile violent crime arrest rate in the nation?

- 306 per 100,000 youth.

### Juvenile property crime.

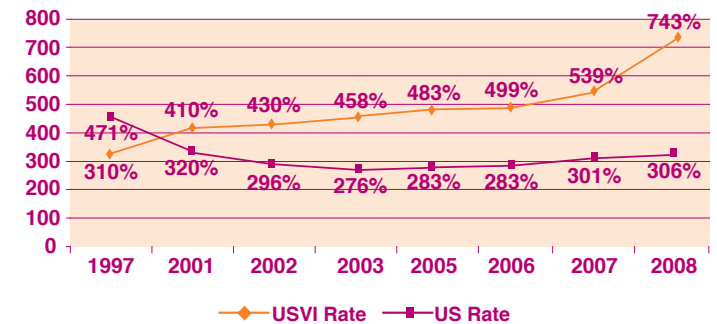
- The VI juvenile property crime arrest rate was 491/100,000 youth, representing 70 youth arrests.
- **St. Croix:** 50 youth arrests.
- **St. Thomas/St. John:** 20 youth arrests.

### VI juvenile violent crime arrests (Number)

2001	2002	2003	2004	2005	2006	2007	2008
65	66	73	51	59	74	79	106

Data Source: Virgin Islands Police Department

What is the VI Juvenile Violent Crime Arrest Rate, 1997-2008?



Find this chart and additional year-by-year data charts at [datacenter.kidscount.org](http://datacenter.kidscount.org):

- Juvenile violent crime arrests (rate)
- Youth remanded to juvenile detention for violent crime (percent)
- Youth remanded to juvenile detention for property crime (percent)
- Youth in juvenile detention and correctional facilities (number)
- Youth in juvenile detention and correctional facilities by gender (percent)
- Youth in juvenile detention by offender status (percent)
- Youth in juvenile detention who were school dropouts at time of admission (percent)
- Youth in juvenile detention diagnosed with special ed. needs (percent)
- Youth in juvenile detention who were living at home at time of arrest (percent)
- Youth in juvenile detention who were from single parent homes (percent)

\* For purposes of accurate comparison, KIDS COUNT reports data figures reflecting only violent crime Part 1 Felony offenses: homicide, forcible rape, robbery and aggravated assault.

\*\*Arrest records are reported for the fiscal year 2008, from October 2007 - September 2008.

Definition: **Juvenile violent crime arrests** are the number of arrests of youth age 10 to 17 for Part 1 indexed violent offenses per 100,000 youths. Part 1 offenses include homicide, rape, robbery and aggravated assault. Juvenile property crime arrests are for offenses including burglary, larceny/theft, auto theft, arson, and destruction of property.

**34%** | rise in juvenile crime arrests

## Teen Deaths

### What's the situation in the US Virgin Islands?

The teen death rate improved (went down) in 2008, due to fewer deaths and more youth in this age group than in the previous year.

While lower, the VI teen death rate is still half again higher than the national rate.

- 8,451 teens age 15-19 lived in the territory (313 more than in 2007).
- 8 teens died in 2008 (two fewer than in 2007). Cause of death was unavailable.

- The VI teen death rate was 94.7 per 100,000 teens age 15 -19 (down from 122.9/100,000 in 2007).
- **St. Croix:** 5 teen deaths
- **St. Thomas/St. John:** 3 deaths.

### What's the teen death rate in the nation?

- 62 per 100,000 teens.<sup>1</sup>

*Note: VI rates must be interpreted with caution because small fluctuations in absolute numbers can have large effects on the calculated rates.*

### VI teen deaths (Rate per 100,000)

2000	2001	2002	2003	2004	2005	2006	2007	2008
80.6	82.5	132	11.8	102	114.3	117.2	122.9	94.7

Data Source: Virgin Islands Department of Health

Find this chart, and additional year-by-year data charts for VI Teen Death topics at the Kids Count Data Center website [datacenter.kidscount.org](http://datacenter.kidscount.org).

*Definition: **Teen deaths** is the number or rate of deaths from all causes to teenagers between the ages of 15 and 19, per 100,000 population.*

<sup>1</sup>National rate cited is for 2007.

**8** teen deaths  
age 15-19

## Births to Teens

### What's the situation in the US Virgin Islands?

- The VI teen birth rate lowered to 50.7 births per thousand girls age 15-19, after rising for the last two years.
- 221 babies were born to teen mothers, representing 12% of the 1,844 total live births in 2008.
- While only 5 fewer teen births occurred than in the previous year, teen birth rates dropped mainly because of more teenage girls in this age group.
- There were 4,361 girls age 15-19 in 2008, an increase of 425 girls from the previous year (597 more girls in St. Croix and 172 fewer girls in St. Thomas/St. John).<sup>1</sup>

### What's the teen birth rate in the nation?

41.5 per thousand.<sup>2</sup>

### By island.

- **St. Croix:** a teen birth rate of 42.4 per 1000 (down from 64.3/1000 in 2007) represented 111 births within a population of 2,618 girls age 15-19 (19 fewer births than in 2007).
- **St. Thomas/St. John:** a teen birth rate of 63.1 per 1000, (up from 50.1/1000 in 2007) represented 110 births in a population of 1,743 girls age 15-19 (14 more births than in 2007).

*Definition: Births to teens is the number of births to teen girls between the ages of 15 and 19 per 1,000 females in this age group.*

<sup>1</sup>2007 VI Community Survey

<sup>2</sup>Center for Disease Control, <http://www.cdc.gov/media/pressrel/2010/r100406.htm>

# 221

babies born to  
teen girls



## Births to Teens, cont.

### Births to VI teens, ages 15-19 (Number)

2003	2004	2005	2006	2007	2008
216	226	245	247	226	221

Data Source: Virgin Islands Department of Health

Find this chart and additional year-by-year data charts for VI Birth topics at the Kids Count Data Center website [datacenter.kidscount.org](http://datacenter.kidscount.org):

- Births to unmarried women (number; percent)
- Births to women less than 20 years of age (number; percent)
- Births to women with less than 12 years of education (number; percent)
- Births to women receiving late or no prenatal care (number; percent)
- Births to teen women who were already mothers

