

## VI Child Demographics

### US Virgin Islands child population, 2008

- Total population (adults and children): estimated at 115,852 (up from 114,744 in 2007)
- Child population (birth up to age eighteen): 27,335 children (568 fewer than in 2007)
- Children are 24% of the VI population... the same portion as in the nation

### By location

- **St. Croix:** 54% of all VI children (14,778\* children, or 26% of St. Croix's total population)
- **St. Thomas:** 42% of all VI children (11,596\* children, or 21% of St. Thomas' population)
- **St. John:** 4% of all VI children (962\* children, or 21% of St. John's population)
- Portions of children living among the three major islands in 2008 were almost the same as in 2007.
- Although St John children represent only 4% of the entire territory population, they now represent 21% of St. John's population, or an increase of 7%.

### By race

- Black children: 80.5% of VI children (down slightly from 81% in 2007)
- White children: 5% of VI children (up slightly from 4% in 2007)
- Other-race children: 14.6% of VI children (down from 16% in 2007)
- Children of Hispanic origin (includes black, white and 'other' race children): 21.4% of VI children.

### By gender.\*\*

- Females: 49.9%
- Males: 50.1%

### Total VI child population (Percent)

2000	2001	2002	2003	2004	2005	2006	2007	2008
31.6%	31.5%	29.6%	28.4%	28.4%	27.7%	25%	24%	24%

### VI child population by race (Percent)

	2001	2002	2003	2004	2005	2006	2007	2008
<b>White</b>	6%	4.9%	5.6%	5.1%	4.8%	3.6%	3.6%	5%
<b>Black</b>	84.2%	85%	80.5%	80.8%	84.7%	82%	80.7%	80.5%
<b>Other</b>	9.9%	9.6%	13.9%	14.1%	10.6%	14.3%	15.7%	14.6%

Data Source: Virgin Islands Community Survey, Eastern Caribbean Center, University of the Virgin Islands. Table 1-1

Find these charts, and additional year-by-year data charts for VI Demographics topics at the Kids Count Data Center website [datacenter.kidscount.org](http://datacenter.kidscount.org):

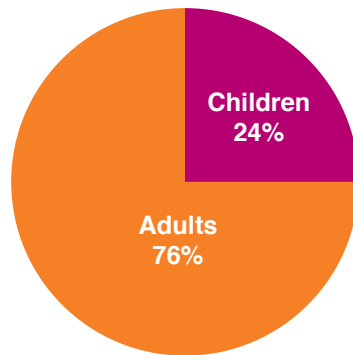
- VI child population by gender (number; percent)
- Children born in the VI (number; percent)
- VI children in immigrant families (number; percent)
- VI child population by race (number; percent)
- VI children of Hispanic origin (number; percent)
- VI child population by age group (number; percent)
- Language spoken in VI children's homes (number; percent)

\* While the total number is 27,335, when broken down it adds up to 27,336 because of rounding.

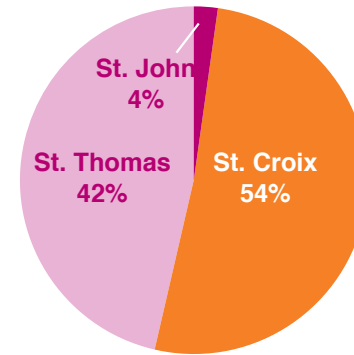
\*\* This "gender" demographic measures a slightly larger population – VI children and youth age birth to 20 (representing 15,023 females and 15,056 males, i.e. a total "child" population of 30,079).

# FAMILY & COMMUNITY

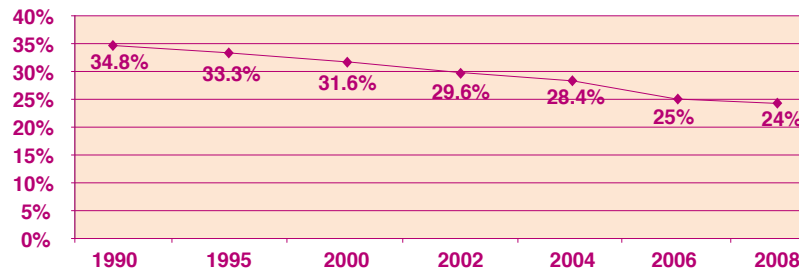
**VI Children  
By Overall VI Population, 2008**



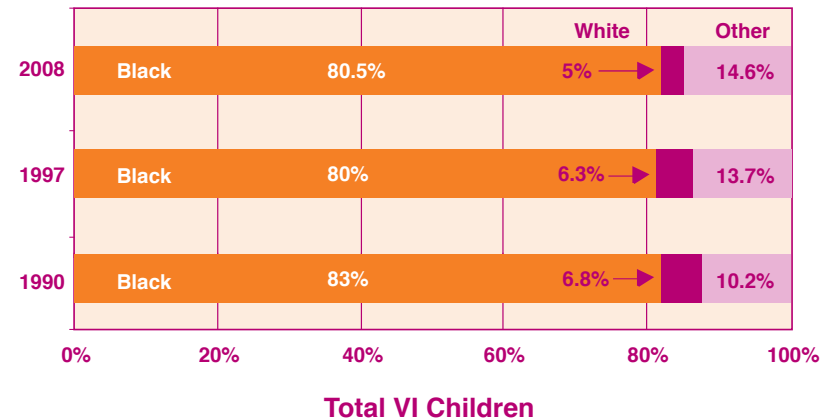
**VI Children  
By Location, 2008**



**How has the Percentage of Children in  
VI Population Changed, 1990-2008?**



**How has VI Children's Racial Mix Changed,  
1990-2008?**



## Children in Families

### What's the situation in the US Virgin Islands?

In 2008, the territory's 27,335 children lived in a total of 14,295 families structured in many forms.

### Children living with two married parents.

- One-third of the child population (33.3% of all VI children, or 9,115 children) lived with two married parents (33.2% in 2007). The number of married-couple families increased (by 904 families from 2007).
- **The national rate:** 68% of US children lived with both parents -- more than twice the VI rate.
- **St. Croix:** 30% of children (4,444 children) lived with married parents (34% in '07).
- **St. Thomas/St. John:** 37% of children (4,671 children) lived with married parents (up from 32% in 2007).

### Children with one parent.

- 55.6% of all VI children (15,201 children) lived in single parent families (55.8% in '07).<sup>1</sup>
- **The national rate:** 32% of all US children live with a single parent. Nationally, 25% of children live with a single mother, 7% with a single father.
- **VI children in single mother families:** 40.1% of all VI children (10,957 children) lived in families headed by single mothers (41.8% in 2007).
- **VI children in single father families:** 15.5% of all VI children (4,244 children) lived in families headed by single fathers (14% in 2007).
- **St. Croix:** 40.8% of St. Croix children (6,029 children) lived with a single mother; 16.1% (2,378 children) with a single father. Total: 56.9% of St. Croix children lived in single parent families.
- **St. Thomas/St. John:** 39.2% of children (4,928 children) lived with a single mother; 14.9% (1,866 children) with a single father. Total: 54.1% of STT/STJ children lived in single parent families.

- **Percent of single mother families:** 46% of all VI families with children (unchanged from 2007).
- **The national rate:** 18.9% of all US families with children.

### Children with a non parent.

- **The VI rate:** 10.6% of VI children (2,894 children) lived with neither parent (up from 10.3% in 2007).
- **St. Croix:** 12.5% of children (1,850 children) lived with neither parent.
- **St. Thomas/St. John:** 8.3% of children (1,044 children) lived with neither parent.
- **The national rate:** 5% of US children lived with neither parent.

### ...with a grandparent

- 4.8% of VI children age 0-18 lived with a grandparent, with no parent present. 12.8% lived in a household headed by a grandparent, with a parent present.
- **St. Croix:** 5% (or 745 children) lived with a grandparent
- **St. Thomas/St. John:** 4.5% (563 children) lived with a grandparent
- **The national rate:** 5% of US children lived with a grandparent.

### ...with other relatives

- 5.6% of VI children lived with relatives other than a grandparent or parent (up from 2.3% in 2007).
- **St. Croix:** 7.3% (1,081 children) lived with other relatives.
- **St. Thomas/St. John:** 3.6% (452 children) lived with other relatives.

### ...with a non-relative.

- 53 VI children (0.2%) lived with non-relatives in 2008 (down from 0.8% in 2007).
- **St. Croix:** 24 children (0.2%)
- **St. Thomas/St. John:** 29 children (0.2%)

### Children in other settings.

- 72 children under age 18 (0.3%) were the householder or spouse in their own households.
- **St. Croix:** 72 children (no children on St. Thomas/St. John).

# 55.6%

VI children in single parent families



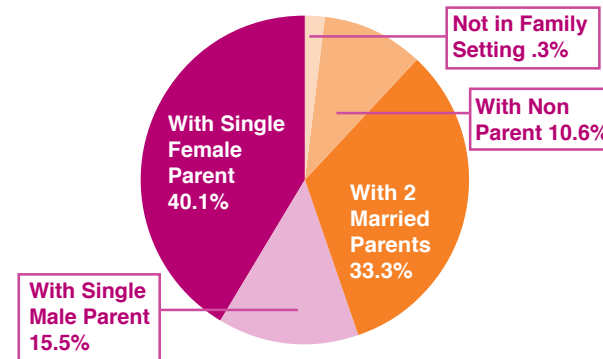
# FAMILY & COMMUNITY

## Children in Families, cont.

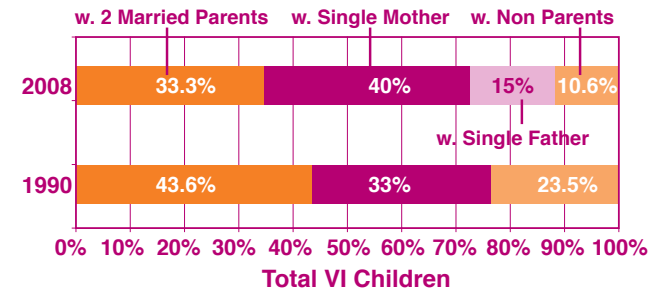
Find year-by-year data charts for VI Children in Families topics at the Kids Count Data Center website [datacenter.kidscount.org](http://datacenter.kidscount.org):

- VI children in married couple families (number; percent)
- VI children in single-mother families (number; percent)
- VI children in single father families (number; percent)

What are VI Children's Family Structures, 2008?



How Have VI Children's Family Structures Changed, 1990-2008?



*Definition: Children in single-parent families is the percentage of children age 0-18 who live with their own family, headed by a parent without a spouse present in the home.*

*Definition: Own children are children related to the householder by birth, adoption or marriage.*

<sup>1</sup>2008 American Community Survey, Table S0901 and <http://www.census.gov/population/www/socdemo/hh-fam.html>

<sup>2</sup>Newly-detailed data in the 2008 VI Community Survey allows KIDS COUNT to identify "single-parent families" as families headed either by a single mother or a single father. Data previous to 2007 on VI single-parent families only reported single-mother families.

<sup>3</sup>2008 American Community Survey, Table S1101: Households and Families

How Do VI Children's Family Structures Compare to the US, 2008?

	in VI	in US
% of single mother families	46%	19%
% of children living with 2 married parents	33%	68%
% of children living with single parents	55%	32%